



Safer Communities Australia Inc

SEPT 2008



Safety Ambassador Newsletter

Inside this issue:

Celebrating Children's Week	2
Plan an activity in Children's Week	2
Events in Children's Week	2
Halloween Safety Tips	3
Halloween Work Sheets	3
Thank you!	4
Activities by the month	4



Safety Celebration

Safety Ambassadors are invited to attend our **Children's Safety Celebration** which will be held in **Children's Week**.

When: Thursday 23 October

Where: Mitcham Primary School, Kingswood

Assembly: 8.50am

Morning tea: 9.30am

Displays: 9.45am to 2.15pm

Magic Show and closing ceremony: 2.30pm



A **school assembly** will launch the start of this special celebration. During this assembly, Safety Ambassadors will be presented with **Certificates of Appreciation** and will be our guests at the morning tea.

Ambassadors are then welcome to join the students in visiting the exhibits that will be on the school oval. There will be interactive displays from police, fire, ambulance and many other safety and emergency services.

You can also join in the **Safety Trail** as you have your fingerprints taken, check out the fire engines and collect safety information, stickers, brochures and lots more.

It's all about learning how to **stay safe**.

You can come to the assembly and stay for the day, or just stay for part of the celebrations.

You will need to arrange permission and transport with your parents and school. Any parent or teacher who comes with you is welcome to stay for the event.


Don't forget to let us know if you will be there!



Special points of interest:

- **Safer Communities Celebration Expo** - Wednesday 24 September
- **Children's Week** - 17 October to 26 October 2008
- **Safety Day in Children's Week** - Thurs 23 October
- **Children's Safety Celebration** - Thurs 23 October

Celebrating children in Children's Week



CHILDREN'S WEEK is a time when events are held throughout Australia to celebrate children and how special you are.

Children's Week this year runs from Friday 17 October to Sunday 26 October.

Check out what's happening during Children's Week at: www.sachildrenswweek.org.au

Plan an activity for Children's Week

TOGETHER WITH your teachers, you could plan some safety activities during Children's Week, particularly on **Safety Day** on **Thursday 23 October**. Here are some ideas, but you might like to come up with more of your own:

Hold a **poster competition**, with each class choosing a different safety theme like fire safety, water safety and so on.

Each class could make a **mural** about *staying safe*.

Plan a day when classrooms can be decorated in **balloons and streamers** in the safety colours of red and yellow.

Give each class an **activity sheet** that you have chosen from your kit or show bag.

Set up a **safety display** in your school Resource Centre or front office during Children's Week.

Collect **used clothes** in good condition for the Red Cross or other children's organisations.



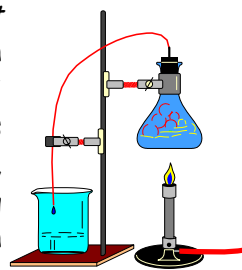
Events in Children's Week

SOME HIGHLIGHTS OF EVENTS that are happening in Children's Week:

Let's Experiment!

Have fun as you learn about science.

Hands-on experiments include mini rocket launchers, gas explosions, solar cells, Newtonian cars, dissolving sugars, bug classification and much more. Ages 7 to 14.



90 minute sessions on Sat 18, Sun 18, Sat 25 & Sun 26 Oct at Hindmarsh
rona.sakko@csiro.au or 8463 5937

Playgroup @ the Zoo

Do you have children of playgroup age? As well as the much-loved animals, there will be entertainment, giveaways and lots more activities. Includes discounted entry for PlaygroupSA members.

Wed 22 Oct - 9am to 2pm at Adelaide Zoo
1800 171 882

For all events in Children's Week:


www.sachildrenswweek.org.au



Safety Tips

Make sure children have a safe and happy Halloween.

- **Wear a light coloured, flame-resistant costume.** Use reflective tape strips on front and back so motorists can see you better.
- **Wear a short costume** so you will not trip. No bike riding - your costume might get caught in the spokes.
- **Make up is better than a mask.** If you do wear a mask, wear one with large eye holes so you can see clearly.
- **Carry a torch** so you can see in the dark and be seen better by passing motorists.
- **Never "Trick-or-Treat" alone,** have at least two "buddies" with you for the entire evening.
- **Younger children** should "trick-or- treat" while it is still light out with older children or an adult.
- **Tell your parents** your route and when you will be home.
- **Never go into a home.** Remain at the front door at all times.
- **Do not take short-cuts** through backyards, alleys, or parks.
- **Trick-or-Treat on one side of the street,** then the other. Walk on footpaths, not the street.
- **Cross only at street corners:** look in all directions before crossing; obey all traffic lights and walk, don't run, across the street.
- **Never criss-cross the street** or cross between parked cars.
- **Do not eat or drink any lollies or food** until you arrive home and have your treats checked by an adult. Have a snack or meal before going out.
- **Accept only professionally wrapped lollies.** Discard all lollies which are not wrapped or whose wrapping appears to have been opened or punctured.
- **Look for Safety Assist locations** along your route. If you are in trouble, they are there to help.



Have A Safe and Happy Halloween



Halloween Worksheets

HALLOWEEN IS coming up on 31st October. Included with this newsletter are 2 worksheets that you might like to copy for other students at your school:

1. **Visit the Haunted House** with Safe T Hound - guide Safe T Hound safely through the maze
2. **Have a safe Halloween** - this colouring-in sheet includes questions and answers to help children to *stay safe*.

**Safer Communities
Australia Inc**

76 Edmund Ave
Unley SA 5061

Phone: 08 8373 0818

Fax: 08 8373 6203

Mobile: 0419 8277 23

Email:


safetyhs@senet.com.au

www.safercommunities.asn.au



Need help?

**Look for the
Safety Assist
sign.**



**We're on the web!
www.safercommunities.asn.au**

Another little "thank you" for your efforts

INCLUDED WITH this newsletter is a little pack of post-it notes for each Safety Ambassador.

The sticky notes include the **Safety Assist** logo plus the important message:

Lost? Hurt? Feeling unsafe?

Look for the Safety Assist sign for help.

They also have our web site where you can look for other safety information.

Thank you — you are doing a wonderful job helping to spread safety messages throughout your school.



Activities by the month

Sept / October



1. PLAN your activities for **Children's Week** in October.
2. **Halloween** is coming up on 31 October. Your *Safety Spot* for October could be ideas about **Staying Safe While Doorknocking** (*see our web site for this information - it is also in one of the safety brochures we sent you earlier*).
3. Another *Safety Spot* for October could be a reminder to parents to change the batteries in their **smoke alarms**. Batteries should be replaced twice a year and a good way to remember is to do this each time we change our clocks for daylight saving.