



Safer Communities Australia

Nov 2009



Safety Ambassador Newsletter

Inside this issue:

Safety Celebrations!	2
Burns Safety	3
Scalds!	3
Burns First Aid	3
Safety Ambassadors in action	4

check list!



It's almost the end of the year!

Let's run through a check-list to see how you are doing as a Safety Ambassador.

- * Is your school a **Safety Assist** school? *If not, ask your school principal to consider applying for the school to be registered as a Safety Assist location.*
- * Are there **Safety Assist** and **Stay Safe** posters in each classroom? *If not, give us a call and we'll send you some posters.*
- * Do you include a "**Safety Spot**" in each school newsletter?
- * Is there a "**Wanted - more Safety Assist locations**" flier on display in the school foyer or Resource Centre?
- * Do all the students in your school recognize the **Safety Assist** sign?

If you have answered **YES** to each of these 5 questions, you are doing a great job!

It's not too late to follow up with any of these actions on the check list - or anything else you would like to do to make your school community safer.



Keep up the great work!

Activity Sheet

INCLUDED WITH THIS NEWSLETTER is a worksheet from the **Julian Burton Burns Trust**. You could make copies to give to other students, as well as giving them information about what to do to treat a burn.

In this newsletter is also a **Safety Spot** for your school newsletter about how to treat a burn.

Safety Celebrations!

The 2009 **Children's Safety Celebration** was recently held at Coorara Primary School in Morphett Vale on Thursday 29 October, which was Safety Day in **Children's Week**.

The Mayor of Onkaparinga, Lorraine Rosenberg, launched the celebrations at a special assembly and **Safe T Hound** came along to present certificates and gifts to the visiting Safety Ambassadors. Safe T Hound turned 10 years old this year so everyone sang "Happy Birthday" to him.

Hundreds of students (including visiting students from local schools and pre schools) then set off on a **Safety Trail** as they spent an exciting day visiting the interactive displays and activities on the oval.

While students were learning about safety, they were also having fun climbing aboard a fire truck, police vehicles and ambulances.

They had their fingerprints taken, learnt about recycling and the environment, as well as first aid for burns, and asthma safety.

They also learnt about first aid, personal safety and so much more. Wonderful volunteers from the Police Historical Society came with some early police vehicles and there were dogs so children could learn how to approach animals safely.

The concert at the end of the day was an exciting presentation by **George the Magician** who performed some amazing tricks, including a dove exploding out of a ring of flames!

THANK YOU to Coorara Primary School: to the teachers, parents, students and Safety Ambassadors for their hard work in making this day such a success. *Thanks, everyone!*



Burns Safety

BURN INJURY is one of the three top causes of accidental death in children under the age of five. Burn injuries commonly happen at home so these are a few things you should check in your home:

Cups of hot drinks are kept out of reach of children.

Appliance cords and saucepan handles are kept towards the back of benches, tables and stoves.

The cold water tap is turned on first and off last.

Hair driers and hair straighteners are kept unplugged and in a secure cupboard.

Power point safety plugs are used to block power points.

Matches and lighters are kept in secure cupboards and out of reach.

Candles are kept away from curtains and other materials and never left unattended.

Information from Julian Burton Burns Trust

For further information -


Julian Burton Burns Trust: www.burnstrust.com.au

Kidsafe: www.kidsafe.com.au

Women's & Children's Hospital: www.wch.sa.gov.au

SA Metro Fire Service: www.samfs.sa.gov.au

CFS: www.cfs.org.au



Scalds!

Information from Kidsafe South Australia

HOT WATER BURNS LIKE FIRE.

* Hot water can scald for up to 30 minutes after it is boiled. A fresh piping hot drink can scald in a second.

* A cup of hot liquid spilled over a baby or toddler is equivalent to a bucket of hot water spilled over an adult.

First Aid for Scalds

* EVERY SECOND COUNTS.

* Cool the scald immediately in or under cool running water for 10–20 minutes.

* Remove any clothing at once if you can. Clothes hold in the heat and can cause a deeper scald.

* NEVER use ice, or ointments. These can damage the skin further.

* Keep the child warm with a clean blanket and comfort them. Seek medical advice.

* In an emergency, dial 000 for an ambulance.



Here is another **Safety Spot** that you can use in your school newsletter.

Safety Spot

Burns 1st Aid


REMOVE any clothing and jewellery from area which isn't stuck to the skin.

COOL under running water for 20 minutes.

COVER area with clean lint free cloth or cling wrap.

SEEK MEDICAL ADVICE if burn area is larger than a 20 cent piece or on the face, hands, feet or groin area.

Safety Ambassadors in Action!



Check out what these Safety Ambassadors have been doing in their schools. These are just a few examples of the fantastic efforts of Safety Ambassadors all over South Australia.



Houghton Primary School

Sophia, Maddi, Stephanie, Courtney-Rose and Sarah (the *Safety Team*) created a play to highlight the issues that could be faced at the Show (like becoming separated from your family).

They have also been planning a safety workshop on Beach Safety as well as presenting safety lessons to classes. They have made posters that now decorate the school!

Elizabeth Grove Primary School

Jade, Steven, Tiffany, Tyson and Kaleisha organised a colouring-in competition, a walk around Safety Assist houses near the school, and let teachers know of unsafe situations or equipment in the school.

Freeling Primary School

Alex and Kristyn prepared a PowerPoint presentation on the Safety Assist program to use when giving a talk to the junior primary students. They also set up a Safety Awareness display board in the school library.

Seaford Rise Primary School

Tayla had 2 big projects this year: preparing and teaching Safety Lessons to the junior primary classes, and preparing a folder of activities and running lunch time sessions in the library.

Streaky Bay Area School

Natalie and Clare, with the help of other Safety Ambassadors, have organised Jelly Bean competitions, dress-up days in the safety colours of red and yellow, and a special Teddy Bear Day to focus on safety.

