



Safer Communities Australia

Nov 2008



# Safety Ambassador Newsletter



## Check list!

**I** t's almost the end of the year!

Let's run through a check-list to see how you are doing as a Safety Ambassador.

- \* Is your school a **Safety Assist** school? *If not, ask your school principal to consider applying for the school to be registered as a Safety Assist location.*
- \* Is there a **Safety Assist** poster in each classroom? *If not, give us a call and we'll send you some posters.*
- \* Do you include a "**Safety Spot**" in each school newsletter?
- \* Is there a "**Wanted - more Safety Assist locations**" flier on display in the school foyer or Resource Centre?
- \* Do all the students in your school recognize the **Safety Assist** sign?

If you have answered **YES** to each of these 5 questions, you are doing a great job!

It's not too late to follow up with any of these actions on the check list - or anything else you would like to do to make your school community safer.

### Inside this issue:

Safety Celebrations!	2
Safety Ambassadors in action	3
Scalds!	4
A little gift for you	4
What to do in November	4
Did you know?	4



## Activity Sheet

**W**e have included an activity sheet with this newsletter. It is from **SES** (State Emergency Service). SES volunteers are there to help you in an accident, storm, flood and many other situations where people need to be rescued.

*The sheet includes an important message:*

**Always tell someone where you are going before you leave home.**

# Safety Celebrations!

The 2008 **Children's Safety Celebration** was held at Mitcham Schools in Kingswood on Thursday 23 October, which was Safety Day in **Children's Week**.

The Mayor of Mitcham, Ivan Brooks, launched the celebrations at a special assembly and **Safe T Hound** came along to present certificates and gifts to the visiting Safety Ambassadors.

Almost one thousand students then set off on a **Safety Trail** as they spent an exciting day visiting the interactive displays and activities on the oval.

While students were learning about safety, they were also having fun climbing aboard a huge boat, police vehicles and ambulances.

They had their fingerprints taken, saw performances from the wonderful **Camp**

**Quality Puppets** (which educate children on what life is like for those who have cancer), and checked out the fire safety and SES equipment.

They also learnt about first aid, personal safety and so much more. Wonderful volunteers from the Police Historical Society came with some early police vehicles and there were dogs so children could learn how to approach animals safely.

The concert at the end of the day was an exciting performance by **George the Magician** who performed some amazing tricks, including a dove exploding out of a ring of flames!

**THANK YOU** to Mitcham Schools: to the teachers, students and Safety Ambassadors for their hard work in making this day such a success. *Thanks, everyone!*



# Safety Ambassadors in Action!

Check out what these Safety Ambassadors have been doing in their schools.

## Elizabeth Downs Primary School

**J**asmine and **Brodie** have been very active! They have conducted safety inspections around the school, given safety lessons and prepared activity packs for classes.


These two Ambassadors have a high profile in the school, always wearing their **Safety Ambassador** badges, and students are able to access them freely with any issues or concerns.

## Blackwood Primary School

**R**einette, Natalie, Bethany, Alison and Sarah presented a play about Safety Assist, made classroom presentations and produced a map with the locations of the local Safety Assist homes.

## Gumeracha Primary School

**T**egan, Mitchell, Rori and Thomas prepared an excellent lesson on fire safety and presented it to the students. They also produced a booklet on safety for Halloween. They have brought safety issues to the attention of class teachers through lessons, meeting with teachers, sharing resources and talking at assemblies.




## Whyalla Town Primary School

**L**auren, Zac, Tori, Erin and Margaret organised a school Safety Day, ran poster and colouring-in competitions and are planning a "Ride Safety to School Day" in conjunction with the neighbouring high school.

The Safety Ambassadors have continually kept the topic of safety on the agenda for students at the school. Each term they have organised a significant event around some aspect of safety. Every event has been fun and brought the whole school community together.

## Blakeview Primary School

**M**adison, Terry, Jessica, Nicole, Megan and Rebecca have conducted a bully survey throughout the school, included safety tips in school newsletters, run competitions and planned visits from emergency services. They have made younger students feel supported by senior students.



# Scalds!

Information from Kidsafe South Australia



## HOT WATER BURNS LIKE FIRE.

- \* Hot water can scald for up to 30 minutes after it is boiled. A fresh piping hot drink can scald in a second.
- \* A cup of hot liquid spilled over a baby or toddler is equivalent to a bucket of hot water spilled over an adult.

## First Aid for Scalds

- \* EVERY SECOND COUNTS.
- \* Cool the scald immediately in or under cool running water for 10–20 minutes.
- \* Remove any clothing at once if you can. Clothes hold in the heat and can cause a deeper scald.
- \* NEVER use ice, or ointments. These can damage the skin further.
- \* Keep the child warm with a clean blanket and comfort them. Seek medical advice.
- \* In an emergency, dial 000 for an ambulance.

## What to do in November


Now is the time to encourage parents at your school to apply for their houses to become **Safety Assist** locations. That way, we will have lots more Safety Assist places in time for the school holiday period. You might like to put a message in your school newsletter asking parents to help in this way.

**Keep up the great work!**

## A little gift for you

Included in this newsletter is a little **Safety Assist tile puzzle** for each Safety Ambassador. It has the Safety Assist logo on it—so you can mix up the tiles and then put the logo back together again.

The puzzle also has the Safer Communities web site address. Check it out for lots of information about how to *stay safe*.



## Did you know ... ?

Children drown quickly and quietly in as little as 5cm of water.

Any object smaller than a ping pong ball could be a choking hazard for a child.

