



**Safer Communities Australia Inc**

**June 2009**



# Safety Ambassador Newsletter

## Congratulations!

**C**ONGRATULATIONS on being a **Safety Ambassador** in your school.

You are now part of a special group of 250 Safety Ambassadors in 80 schools throughout South Australia

From now on, you will receive one of these newsletters each month to give you ideas and to keep you in touch with what other Ambassadors are doing. We hope these newsletters help you - and please let us know of anything else that we can do for you.

*Do you have a question? Need anything? It's easy! Phone, fax or email our office for anything you need. The numbers are on the back of this newsletter.*

We hope you enjoy your time as a Safety Ambassador and we look forward to working with you throughout the year.

### Inside this issue:

Activities by the month	2
In the school yard	2
When you need help	2
Safety Spot	3
Freebies	3
Something just for you	4
Message for school newsletter	4

### Dates to remember:

- Children's Week  
24 October to 1 November 2009
- Children's Safety Celebration  
Thursday 29 October 2009

## Safe T Hound is 10 years old!



**O**ur mascot, **Safe T Hound**, has just had his 10th birthday.

We will be celebrating his birthday at our **Children's Safety Celebration** on **Thursday 29 October** at **Coorara Primary School** in Morphett Vale.

All Safety Ambassadors will be invited to this event.

*If you would like Safe T Hound to come to an assembly at your school, or help with a special activity, let us know!*



**Happy Birthday, Safe T Hound!**

# Activities by the month

Plan a special activity each month. Here are some suggestions:

## June

\*\* Ask your teacher or school principal if your school can become a **Safety Assist school**. This means that anyone who is lost or hurt or frightened can go to the school and ask the person in the office to get help for them.

\*\* Make sure there is a **Safety Assist poster** in each classroom.



\*\* Start a **Safety Spot** in your school's newsletter, and include safety information in every newsletter for the rest of the year. Your first Safety Spot could be the one that is included in this newsletter.

## July

\*\* Make sure there are **Safety Assist brochures** in your school's front office. Then parents can take one if they want to know more about Safety Assist or if they would like to apply for their houses or businesses to be Safety Assist locations.

\*\* Organise a **colouring-in competition** for the junior primary students.

\*\* Include a **Safety Assist** brochure in school information packs for new parents.



## Safety Ambassadors in the school yard


TRY TO WEAR your **Safety Ambassador badge** every day at school. Discuss with your teacher your role as a Safety Ambassador. *Perhaps you could talk to the students at a school assembly and let them know that you are a Safety Ambassador and that you want to help everyone to stay safe.*

If children have a problem while in the school grounds at lunch time or recess, and they cannot see a teacher around, they could look for a Safety Ambassador. You don't have to solve their problem. All you need to do is to ask what is wrong and then find a teacher for help.

*It's another way that you can help everyone in your school to stay safe.*

## When do you need to look for the Safety Assist sign?

- ⇒ When you are frightened by someone
- ⇒ When you are being bullied
- ⇒ When you are feeling scared
- ⇒ When you are frightened by animals
- ⇒ When you are injured or lost
- ⇒ When you are feeling unsafe



Here is a **Safety Spot** that you can use in your school newsletter - it is an important message for adults. Don't forget to say that the safety message comes from you as the Safety Ambassadors at your school.

## Safety Spot




### 10 IS TOO OLD!

SOUTH AUSTRALIA'S FIRE SERVICES advise that **all** smoke alarms need to be replaced after 10 years. Both mains powered and battery operated smoke alarms are only manufactured to a standard that requires them to perform for 10 years.

The limited lifespan of smoke alarms applies to **ALL** smoke alarms regardless of power source (battery or 240 volt) or the type of smoke alarm (ionisation or photo-electric/photo-optical).

Further information: [www.samfs.sa.gov.au](http://www.samfs.sa.gov.au)



## Free, Free, Free!

To help you spread safety messages to other students at your school, we have many FREE resources that you can order.


\* **Stay Safe posters** - Safe T Hound is holding balloons and in each balloon is a special safety message. You might like to put up one of these posters in each class room.

\* **Worksheets** - Ask your teacher to copy some of the **worksheets** for classes to use during safety lessons. Junior Primary classes might like to do some of the colouring-in sheets while the older classes might prefer to do one of the mazes. The worksheets are meant to be fun - but they are also helping students to recognize the **Safety Assist** sign.

\* **Bookmarks and Stickers** - If you give a safety talk to classes of students, you could also give each student a bookmark and a sticker.

\* **Safety brochures** - You also have a set of our 5 safety brochures. There might be times when it is a good idea to give out some of these brochures to students. For example, when a large public event is coming up (like The Show) you could give out **Stay Safe at Public Events** brochures.

\* **Competition prizes** - You might run a colouring-in competition or a poster competition. We can supply little prizes to give away to the best entries.




*Just let our office know what you need and we'll send them out to you through the school courier.*

## Safer Communities Australia Inc

76 Edmund Ave  
Unley SA 5061

Phone: 08 8373 0818  
Fax: 08 8373 6203  
Mobile: 0419 8277 23  
safetyhs@senet.com.au  
www.safercommunities.asn.au




## Something just for you

INCLUDED WITH this newsletter is a little pack of post-it notes for each Safety Ambassador. This is a small "thank you" from us to you. We appreciate your efforts in helping other students to know more about how to stay safe.

The sticky notes include the Safety Assist logo plus the important message:

*Lost? Hurt? Feeling Unsafe? Look for the Safety Assist sign for help.*

They also include our web site where you can look for other safety information.



# Message for School Newsletter

One way to make your school community safer is to have lots of **Safety Assist** places around your school. You could ask your teacher or school principal to include an article in your **school newsletter** to encourage mums and dads to have their house as a **Safety Assist** place. Perhaps you could write your own message for parents, or you can use the one below. *We can email the article to your school if this will help.*

Make sure you say that the message is from the **Safety Ambassadors** in your school, and add your names to it. That way, everyone will know that you are helping to make your school community safer.

## Safety Assist Program

Dear Parents,

We are the Safety Ambassadors at our school and we are trying to make our area safer for everyone.

*Can you help by applying to have your house registered as a **Safety Assist** location?*

**Safety Assist** (which has replaced *Safety House*) is a voluntary network of approved residences, offices, shops, public buildings and public transport that display the **Safety Assist** sign as an indication to people of all ages that reliable help is available.

The problem could range from being lost, injured, bullied, frightened or feeling unsafe to needing to contact road service or call for emergency services.

Recent additions to the **Safety Assist** network include all metropolitan and rural National Bank branches and Surf Life Saving beach patrol bases.

*We need many more **Safety Assist** premises around our school.*

The occupants of **Safety Assist** premises are not expected to solve the problem but will contact police, family, ambulance or other appropriate agency as the situation requires. You do not invite strangers into your house. The person seeking help will wait outside your door while you call for assistance.

Please consider becoming **Safety Assist** members. *Remember ... there are no restrictions on the times that residents are required to be available at the premises. Businesses are also encouraged to join.*

*This is a way for you to do something positive to help make our school area safer.*

Call **Safer Communities Australia** on 8373 0818 for application forms and further information.



**Safety Assist – sign of a safer community**