



Safer Communities Australia

Aug 2008



Safety Ambassador Newsletter

Celebrating safety

EACH YEAR we hold a **Children's Safety Celebration** in Children's Week in October. This year it will be held at **Mitcham Primary School**.

It will be a day of fun and celebrations - as well as lots of learning about *staying safe*. Fire, police, ambulance and many other safety organizations will be there with their vehicles and displays, and there will be a special assembly.

All Safety Ambassadors will be invited to this event. We'll send out more information in the next newsletter. The date will be:

Thursday 23 October 2008

A little "thank you" for your efforts

INCLUDED WITH this newsletter is a little **eraser** for each Safety Ambassador.

This features our lovable character, Safe T Hound, with the message **"Stay Safe"**.

This is for you to keep and is a little *thank you* gift for helping us to spread safety messages.



Safety Assist
sign of a safer community



Keep up the great work!

Inside this issue:



Safety Tips	2
Scooters & Skateboards	2
Activities by the Month	3
One no, don't go	3
An Ideal!	3
What is a "000" emergency?	4

Safety tips

Information for parents about accidental poisoning—brought to you by KidSafe.

** Store all poisonous products and medicines out of sight and out of reach of children in a lockable cupboard or cabinet.

** If a poisonous substance is swallowed, telephone the **Poisons Information Centre** on **13 11 26** immediately. Have the product container and the child with you so that you can describe the child's symptoms and the product ingredients.



Scooters and Skateboards

- * The two most important pieces of safety equipment that should ALWAYS be used are **helmets** and **wrist guards**.
- * The most common injuries to children are to the wrist and forearm, and wearing wrist guards can substantially reduce these.
- * Make sure helmets **fit well** and are **fastened correctly**.
- * Other suggested safety gear—knee and elbow pads and brightly coloured clothing.
- * When using your skateboard, roller blades or scooter, choose a **safe** place—away from traffic and pedestrians and on a smooth even surface. Avoid steep or bumpy surfaces.
- * Always check your equipment before using it to be sure it is in good condition: brakes and locking mechanisms, steering column, handle grips, wheels, etc.

Brought to you by KidSafe.

Activities by the month

Plan a special activity each month. Here are some suggestions:

September

* Do a "One No, Don't Go" poster (see below for the information). This could go up in your school's resource centre. Maybe each class might like to work on one of these posters.

October

- * Start planning what activities you could do in **Children's Week** in October.
- * Include a **Safety Spot** in your school newsletter. There might be some information in this newsletter that you might like to use.



One no, don't go!


Feeling unsafe?

Be wary of strangers. If a situation doesn't feel right, ask yourself these 3 questions:

1. Do I feel safe with this person?
2. Do my parents know where I am?
3. Can I get help if I need it?

If you answer **NO** to any of these questions, **DON'T GO**.


Remember - **one no, don't go**.



An idea!

Make a list of emergency numbers and put them near every telephone in your house. You could include:

- * **Emergency number: 000**
- * **Poison Information Centre: 13 11 26**
- * **Your own address and phone number** - Sometimes, if we are really frightened, we can forget our own phone numbers. Keep details next to the telephone. Then, if there is an emergency, you can give clear information to fire, police or ambulance when they ask for your name, address and phone number.






What is a "000" emergency?

Tick YES or NO

1. Sally has lost her lunch money.

Is this an emergency?

YES NO



2. There has been a serious car accident near your home. Someone is trapped in the car.

Is this an emergency?

YES NO



3. You are home alone and someone is trying to break in through the window.

Is this an emergency?

YES NO



4. Your mum has dropped her groceries on the ground.

Is this an emergency?

YES NO



5. There is a group of men fighting in the street.

Is this an emergency?

YES NO

